



# HAMILTON — SQUARE —

600 14TH STREET, NW WASHINGTON, DC 20005  
HAMILTON - SQUARE.COM

CommonWealth  
*partners*

**CBRE**

# AMENITIES

---



PENTHOUSE ROOF TERRACE  
(CAPACITY OF UP TO 440 PEOPLE)



ROOFTOP CONFERENCE  
FACILITY



FULLY RENOVATED  
LOBBY



ON-SITE DINING AND  
ENTERTAINMENT VENUES



STATE OF THE  
ART FITNESS CENTER



3 LEVELS OF BELOW  
GRADE PARKING



SECURE AND CONDITIONED  
BIKE STORAGE



# WORKPLACE REIMAGINED

With a newly renovated lobby and a suite of redesigned, luxurious amenities, Hamilton Square offers its tenants unparalleled finishes and features, respectful of the original design with forward-looking perspective.

FULLY APPOINTED ROOFTOP CONFERENCE CENTER  
ACCOMMODATING UP TO 100 PEOPLE





PENTHOUSE KITCHEN





EXPANSIVE 12,500 SF ROOFTOP TERRACE




FULLY RENOVATED LOBBY






ONSITE AMENITIES INCLUDING DINING AND  
ENTERTAINMENT VENUES





FULLY RENOVATED ELEVATOR LOBBY







**NEWLY DELIVERED FITNESS  
CENTER AND LOCKER ROOMS**



**GENEROUSLY SIZED SHOWERS  
AND FULL-LENGTH LOCKERS**



# THE HEART OF D.C.

---

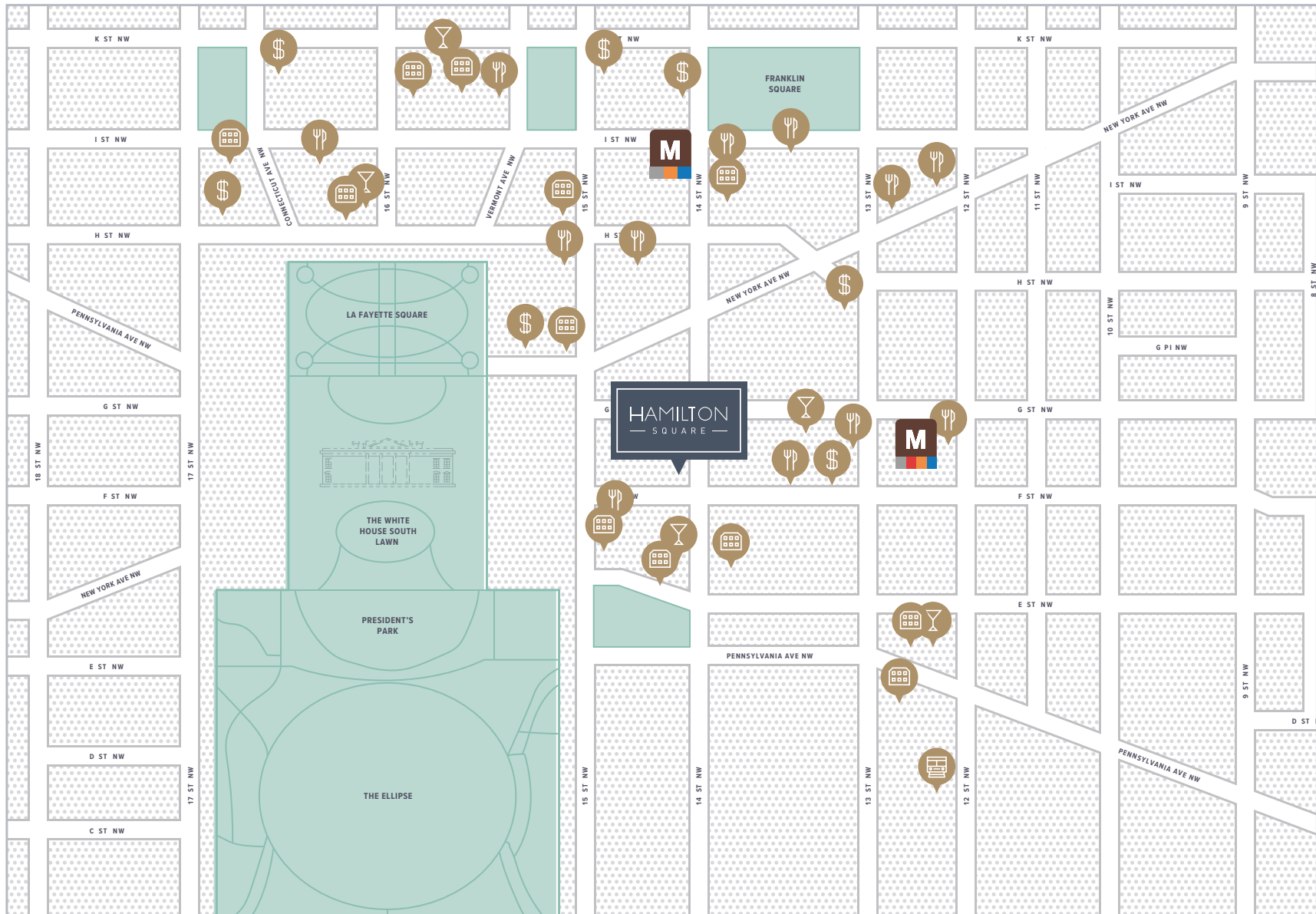
Hamilton Square enjoys views of the Washington Monument, Lincoln Memorial, Treasury Building, and National Mall. With an ideal location, historic significance, and recently completed modernized amenities and common areas, it is now one of Washington, D.C.'s finest trophy office buildings.







# ONE OF WASHINGTON, D.C.'S MOST PROMINENT ADDRESSES



RESTAURANTS



ENTERTAINMENT



HOTELS



FINANCIAL



METRO







# TRANSPORTATION

---

Enjoy convenient access to Hamilton Square by all METRO lines, bicycle, and walking. Hamilton Square is in a class of its own as a historic trophy office building adjacent to the White House offering exceptional transportation access in the midst of the burgeoning East End amenity base.



TRANSIT SCORE

**100**



BICYCLE SCORE

**86**



WALK SCORE

**96**



# AVAILABLE FLOOR PLANS

---



# FLOOR 7

HAMILTON  
— SQUARE —



**15,429 SF**

- + 9'0" / AVERAGE FINISHED  
CEILING HEIGHT | INTERIOR
- + 10'0" / FINISHED CEILING  
HEIGHT | PERIMETER
- + 13'10" / SLAB-TO-SLAB





DRAMATIC WINDOWS, UNRIVALED CEILING HEIGHTS - EXCEEDING 10' FINISHED CEILING HEIGHT | PERIMETER





ATRIUM ALLOWING FOR NATURAL LIGHT









# HISTORY AT WORK

---

Built in 1929, Hamilton Square is an art deco masterpiece originally designed by Starrett & Van Vleck Architecture of New York and inspired by the Streamline Moderne architectural style. The building was originally commissioned for Garfinckel's, a high-end department store in its heyday.



# CONTACT

---

FOR FURTHER INFORMATION, PLEASE CONTACT OUR LEASING TEAM.

**RANDY HARRELL**

+1 202 585 5556  
randy.harrell@cbre.com

**JOE COLEMAN**

+1 202 585 5646  
joe.coleman@cbre.com

**KEVIN HOWARD**

+1 202 585 5776  
kevin.howard@cbre.com

**PAUL ADKINS**

+1 202 585 5573  
paul.adkins@cbre.com



An aerial, long-exposure photograph of a large, multi-story classical building with many windows, situated at a city intersection. The building is the central focus, with streets and traffic visible around it. The image is in grayscale with a dark, moody atmosphere.

# HAMILTON — SQUARE —

600 14TH STREET, NW WASHINGTON, DC 20005

[HAMILTON - SQUARE.COM](http://HAMILTON-SQUARE.COM)

CommonWealth  
*partners*

**CBRE**